

### Design

The 3480 Series heater shall be designed to provide an even distribution of heated air by drawing return air in the periphery of the grill, across and through the element and discharged from the center section of the heater by means of an electric motor and axial flow fan blade.

### Installation

Heaters shall be recessed type and mounted flush with finished ceiling. The return grill assembly shall be constructed of one-piece heavy gauge steel with ¼ inch wide slots for return air and concentric rings for uniform air discharge. Grill assembly shall be attached to chassis by tamper resistant (Allen Head) machine screws. All parts of enclosure shall be heavy gauge steel. The front grill shall be zinc coated both sides and finished in neutral off white color powder coated paint.

### Motor

Motor shall be permanently lubricated, unit bearing, totally enclosed shaded pole type with impedance protection. Motors shall operate at no more than 1300 RPM and shall be same voltage as heater. All motors shall be single phase. Heaters shall have a rating of 425 CFM at 710 FPM with a maximum temperature rise of 44 degrees F and 63.9 DB RE 10.12 watt.

### Element

Elements are all steel tubes with highest quality nickel-chromium resistance wire embedded in compacted efficient dielectric to ensure proper heat transfer. Steel helical fins are machine crimped and brazed to steel tube for effective transfer of heat.

### Limit Controls

Heaters shall be equipped with a “zero voltage reset” thermal overload, which disconnects elements and motor if normal operating temperatures are exceeded. For safety, if opened due to abnormal temperatures, thermal overload shall remain open until manually reset by turning off power to heater for five minutes.

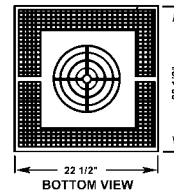
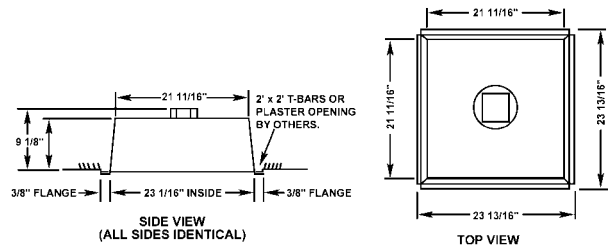

Click to Email

# SUBMITTAL DATA, 3480 SERIES

Print Form

AGENT	PROJECT	ENGINEER	DATE

TAG				
QTY.				
MODEL NUMBER				
VOLTS / PHASE				
KW				
THERMOSTAT				
OPTIONS				
NOTES				



Recessed unit packed and shipped as a complete unit. Contains junction box, heater box, and grill. Approximate weight is 50 lbs. For finished ceiling applications use plaster trim Model Number PT3480-optional accessory (not shown).

\*Maximum mounting is 12'.