

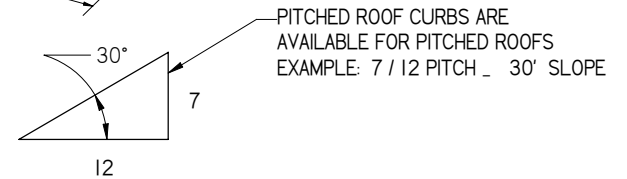
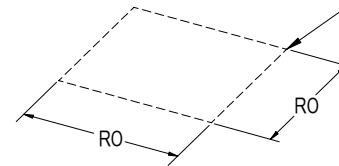
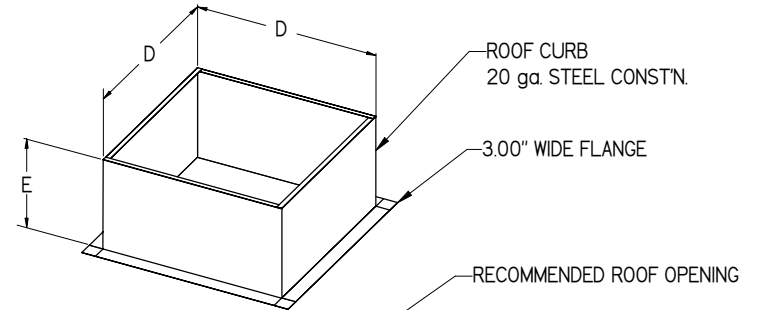
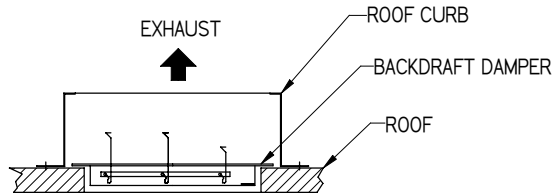
**FEATURES:**

ROOF MOUNTED DIRECT DRIVE  
UL 705 LISTED  
SAFETY DISCONNECT C/W SPEED CONTROL  
BIRD SCREEN PROTECTION

**OPTIONS:**

BACKDRAFT DAMPER  
HINGED CONSTRUCTION  
INSULATED ROOF CURB  
PITCHED ROOF PREFAB CURB

**BACKDRAFT DAMPER INSTALLATION**



CDD SERIES DIRECT DRIVE CENTRIFUGAL EXHAUST FAN							
DIMENSIONAL DATA (INCHES)							
MODEL	HT	W	B	C	R	RO	WEIGHT (lbs)
CDD-10	14.50	20.75	2.00	19.00	8.13	13.00	30
CDD-12	16.25	23.75	2.00	19.00	10.62	13.00	35
CDD-30	19.12	26.25	2.00	21.00	12.12	16.00	45
CDD-33	19.12	26.25	2.00	21.00	12.12	16.00	45
CDD-50	21.75	29.75	2.00	21.00	13.25	16.00	50
CDD-85	23.37	33.25	2.00	24.75	14.87	20.00	60

PREFAB ROOF CURB			
DIMENSIONAL DATA (INCHES)			
MODEL	D	E	RO
CDD-10	17.50	12.00	13.00
CDD-12	17.50	12.00	13.00
CDD-30	19.50	12.00	16.00
CDD-33	19.50	12.00	16.00
CDD-50	19.50	12.00	16.00
CDD-85	23.00	12.00	20.00

DIMENSIONS SUBJECT TO CHANGE WITHOUT NOTICE  
DRAWING NOT TO BE USED FOR CONSTRUCTION

		<b>CFM</b> Better Airflow By Design	
		DOWNBLAST ROOF EXHAUSTER FAN	
		CDD SERIES DIRECT DRIVE SUBMITTAL	
02 REV	06 AUG 2010 DATE	J.EE BY	J.E. EVANS   13 MAR 2008   CDD GENERAL SUBMITTAL.dft